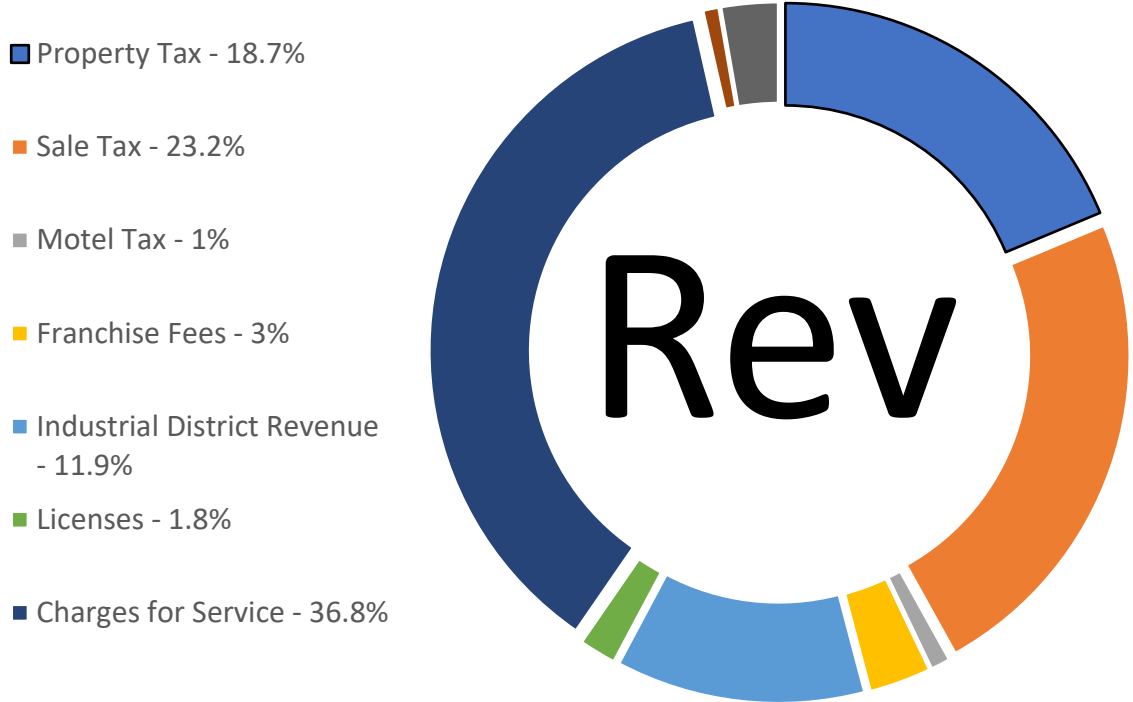


Proposed 2024 Budget

Lake Jackson 2024 Proposed Budget

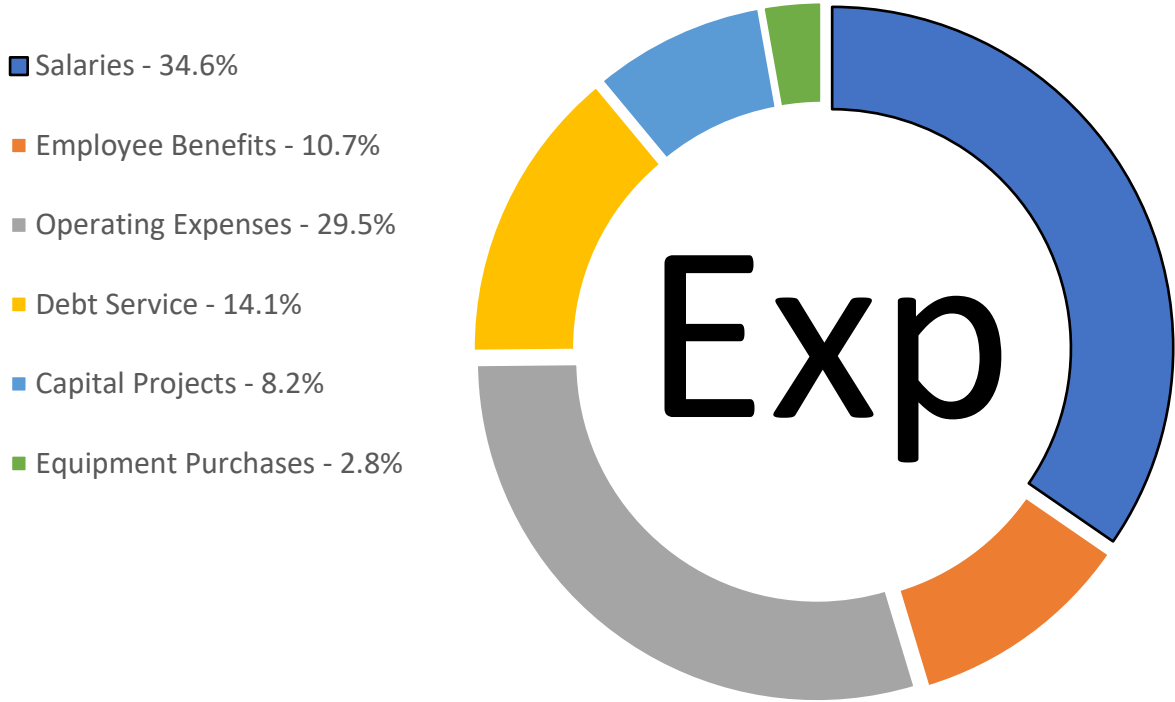
TOTAL REVENUE – ALL FUNDS

Total Revenue - \$53,181,553



TOTAL EXPENDITURES – ALL FUNDS

Total Expenditures - \$54,113,555



Proposed FY 2024 General Fund Operating Budget

Financial Status

- Current *Tax rate* is **0.323121**
- Proposed *Tax rate* – **0.305606**
- Current Fund Balance is **\$7,372,310**

FY 2024 Budget Highlights

- **4.7% increase** in **operating revenues** as compared to FY 2023 budget.
- The budget is **balanced** without using any budgeted fund balance
- **Property tax revenues** are anticipated to **increase** \$100,000 or **1.75%**.
- **Sales tax revenues** are anticipated to **decrease** (\$7,000)
- Industrial revenues are anticipated to **increase** \$740,294
- Recommend sale of **\$16.5** bonds approved by voters in May 2012

General Information

- No New Positions
- **Pay for performance and market increases, \$1,078,000**
- Property Insurance, **\$119,000**
- Employee Insurance, **\$80,000**
- Police Overtime, **\$53,800**
- Decrease in Fuel, **(\$75,000)**
- Decrease in Electricity, **(\$75,000)**

Total Adopted FY 2023 Budget	\$	24,550,427
------------------------------	----	------------

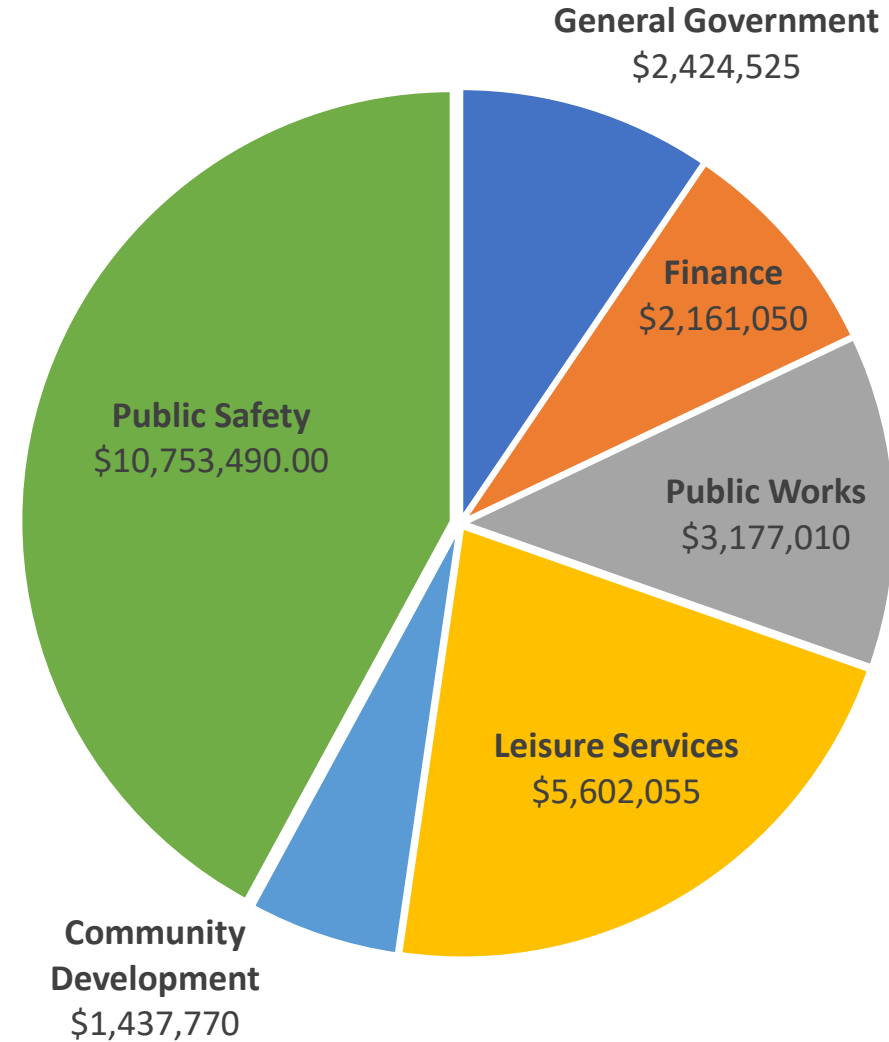
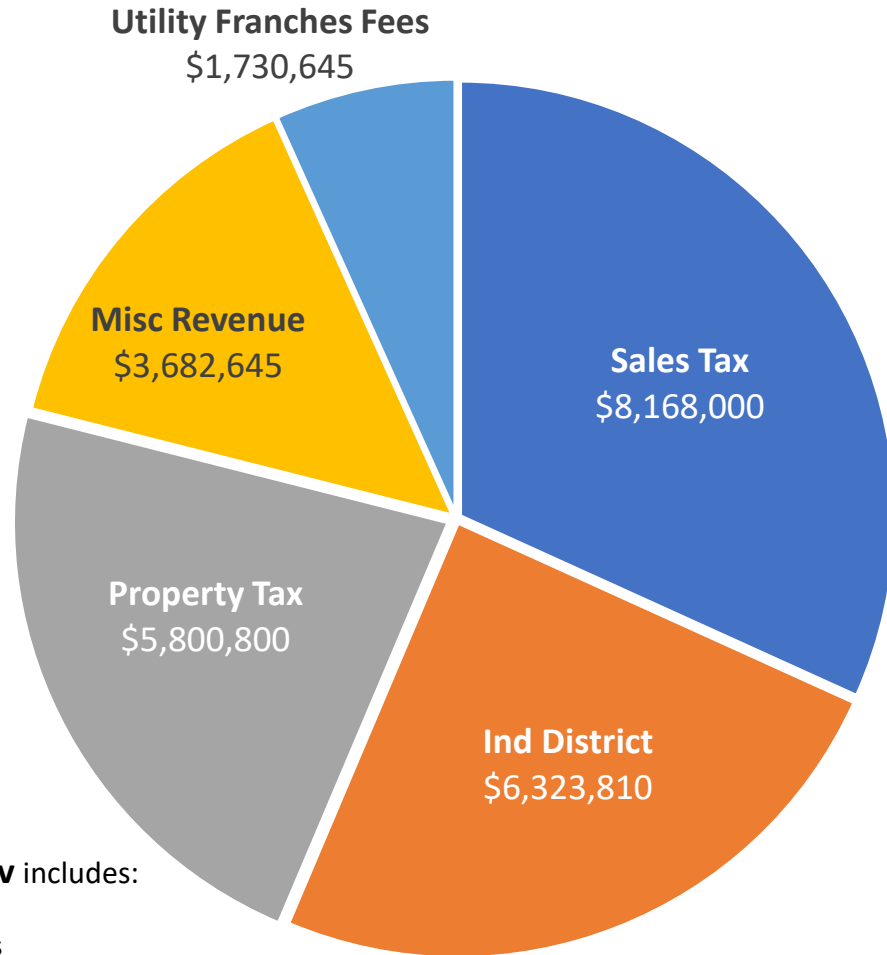
Proposed FY 2024 Budget	\$	25,705,900
-------------------------	----	------------

Difference	\$	1,155,473
------------	----	-----------

Percent of Change		4.7%
-------------------	--	------

General Fund

\$ 25,705,900



Misc. Rev includes:

- Permits
- Licenses
- Beverage Tax
- Recreation Fees
- Civic Center
- Fines
- Utility Transfers
- Interest

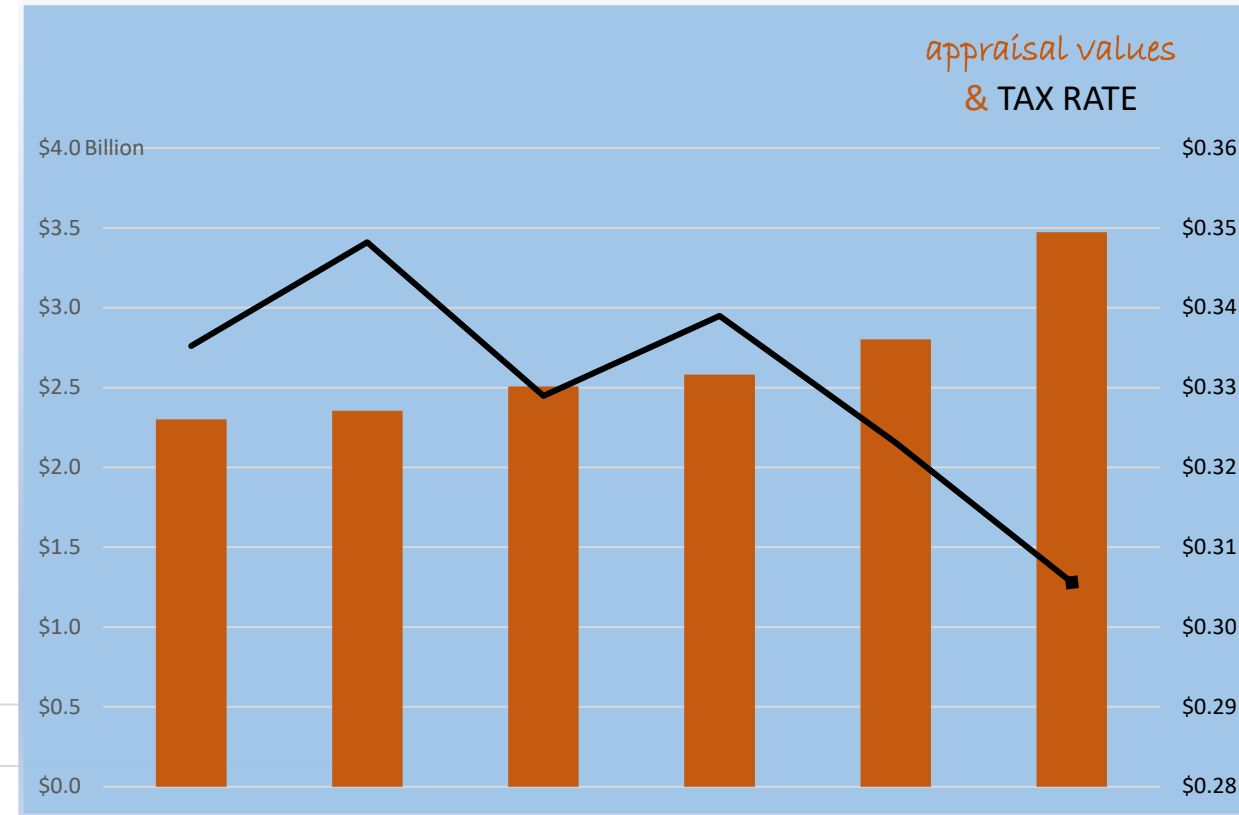
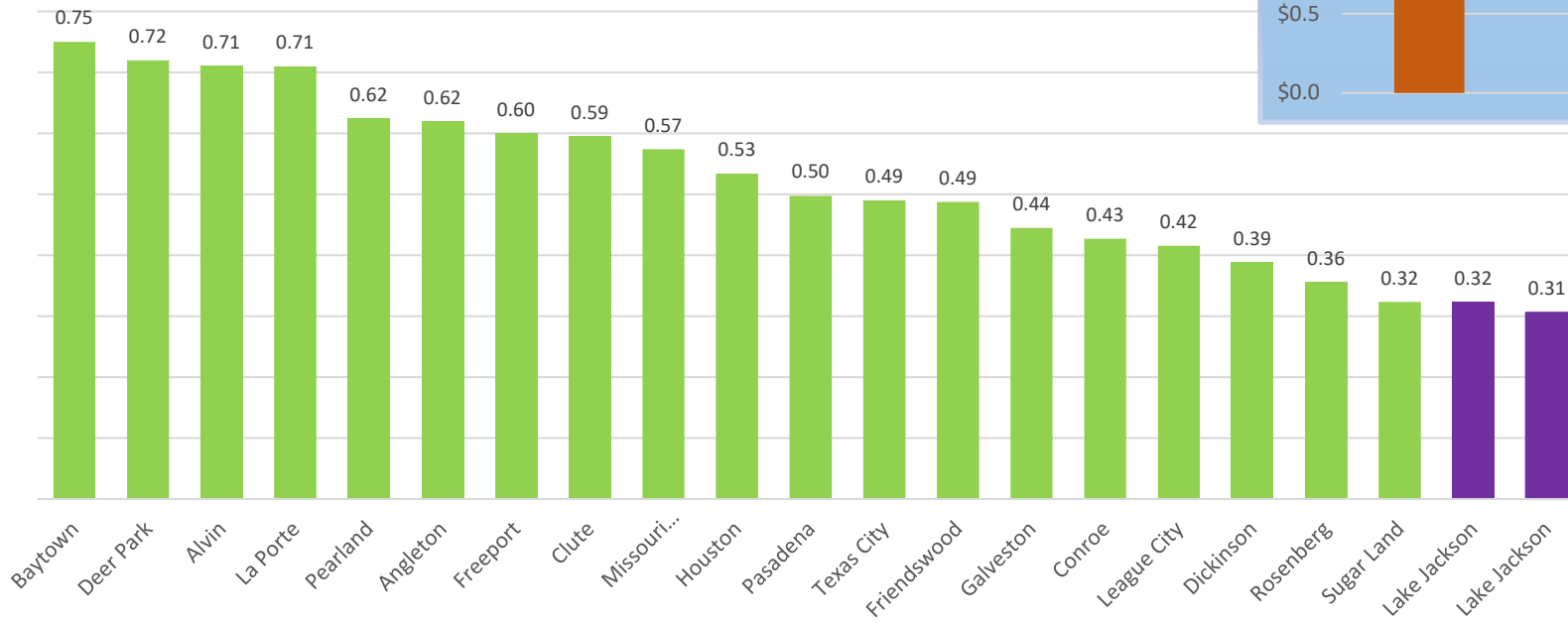
Property Taxes \$ 5,800,800

Average Home - \$271,445

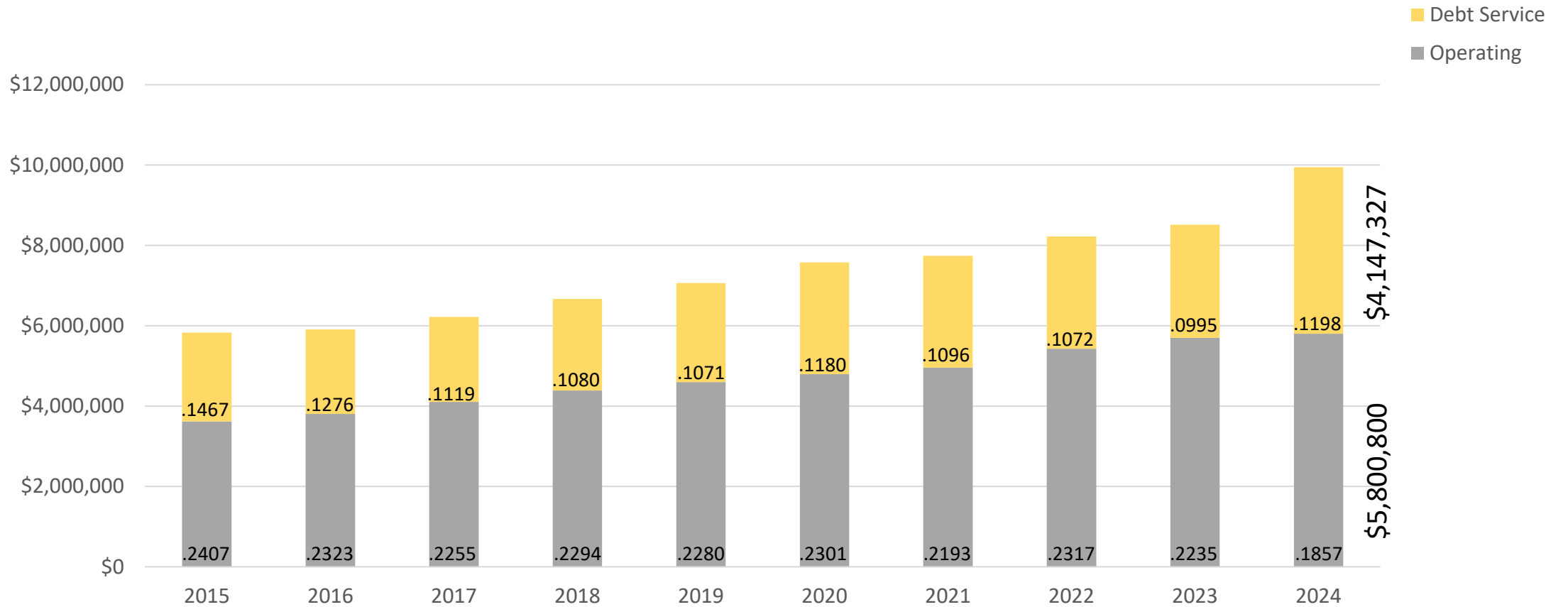


18%
\$830

Houston-Galveston Region Property Tax Rates



Property Tax Distribution



Proposed FY 2024 Utility Fund Operating Budget

FY 2024 Budget Highlights

- **5.3% increase in operating expenditures** as compared to FY 2023 budget.
- Utility base rate **increase \$1** per month.
- Water per gallon rate **increase** of 30¢ per 1,000 gallons.
- Sewer per gallon rate **increase** of 25¢ per 1,000 gallons.
- Residential garbage and recycling total rate **no change**.
- Commercial garbage rate **increase of 5%**, tentative, awaiting NewGen COS.

General Information

- Utility Debt Transfer increase **\$338,453**
- **Pay for performance and market increases**, approximately **\$252,700**
- BWA Increase, **\$211,700** rate increase of 29¢ per 1,000 gallons
- Landfill Tipping Fees, **\$91,320**
- Admin Fee to Gen Fund, **\$50,000**
- Electricity, **\$45,000**
- Employee Health Insurance, **\$30,700**
- Property Insurance, **\$23,700**
- Wood Grinding, **(\$50,000)**
- Fuel, **(\$37,100)**

Total Adopted FY 2023 Budget	\$	16,667,166
------------------------------	----	------------

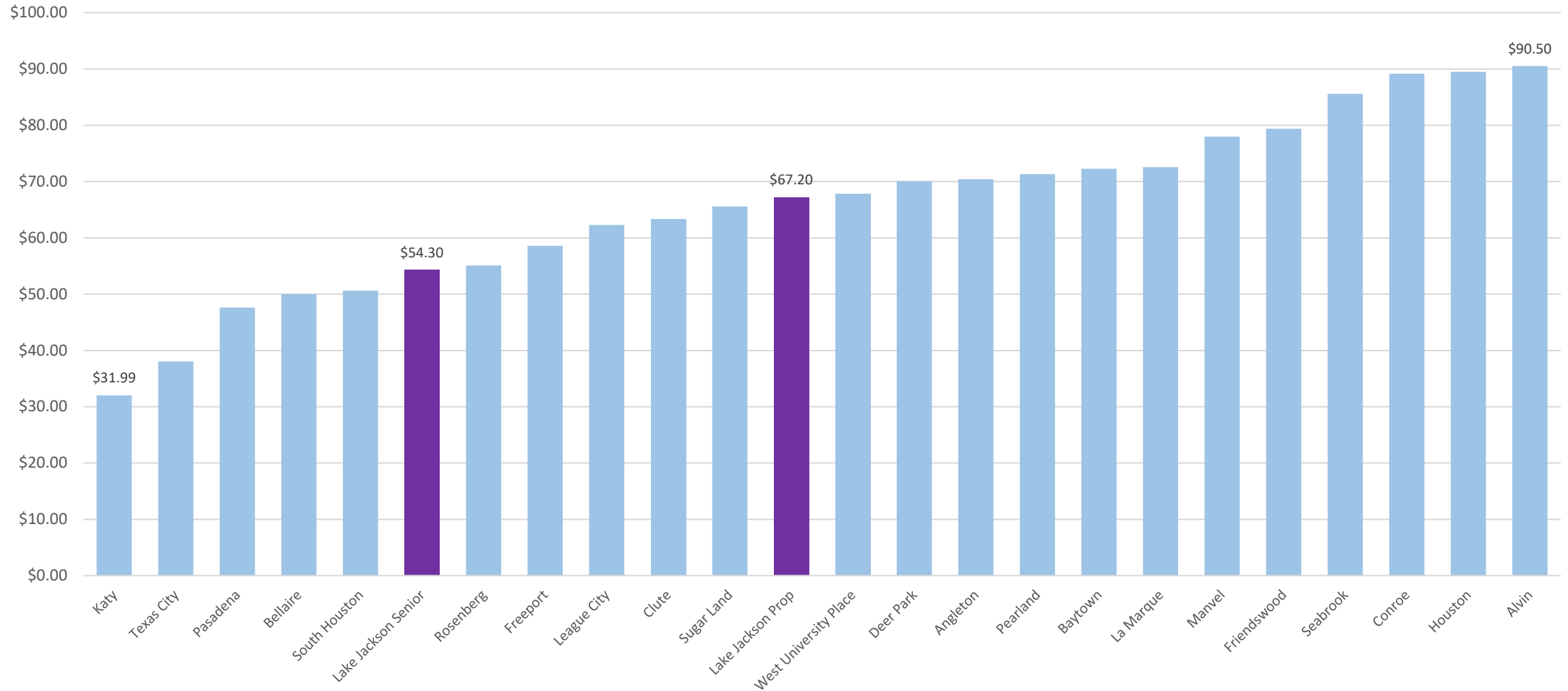
Proposed FY 2024 Budget	\$	17,546,300
-------------------------	----	------------

Difference	\$	879,134
------------	----	---------

Percent of Change		5.3%
-------------------	--	------

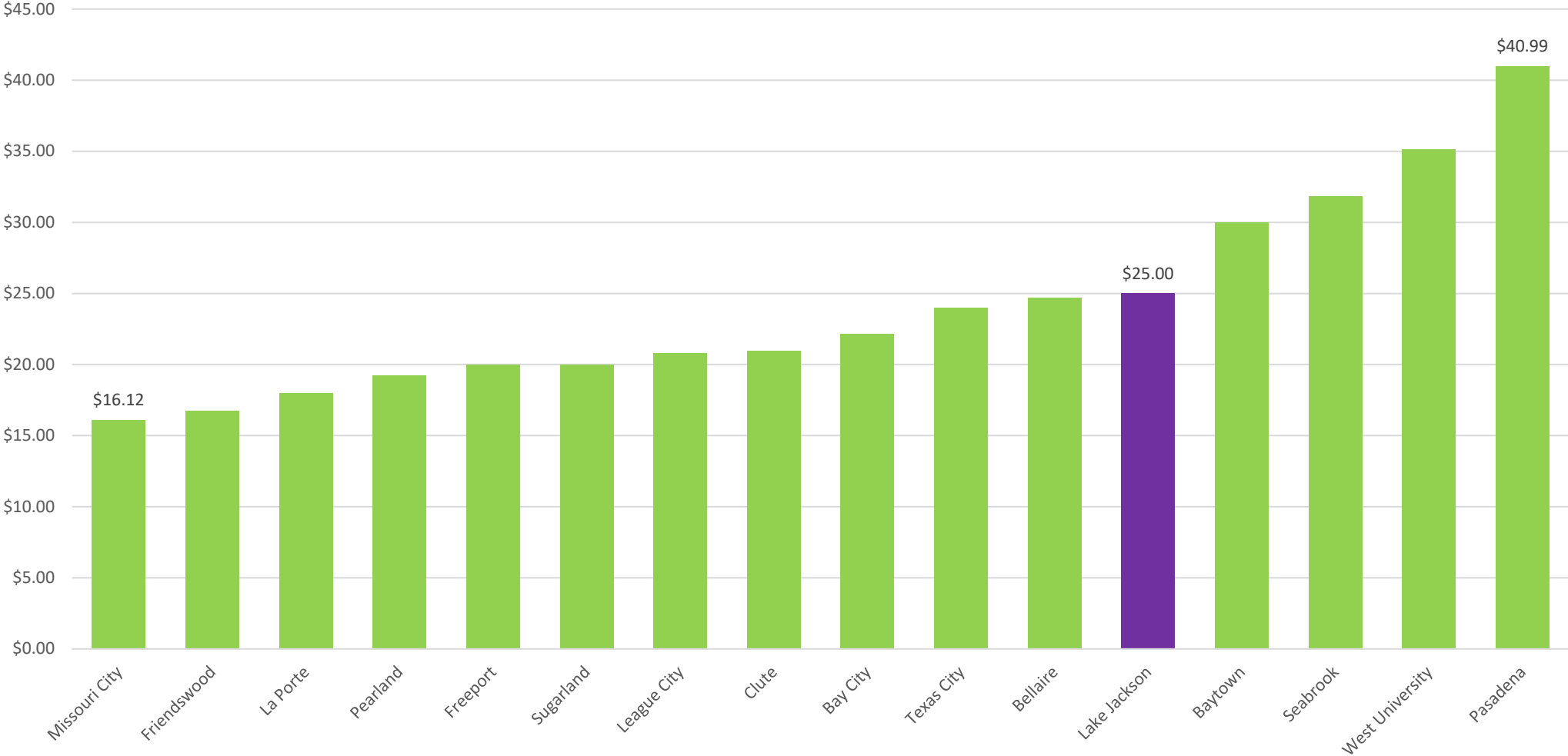
Utility Rate Comparison

Water & Sewer 5,000 gal Monthly Cost - \$2.65 Increase



Garbage Rate Comparison

Household Garbage & Recycling Monthly Bill - 2 wk. pickup



Proposed FY 2024 Other Funds

4B Half-Cent Sales Tax Projects - \$1,092,500

- Nine new projects
- Golf Course debt is paid.

Capital Projects Fund - \$5,423,710

- General Projects, \$1,425,000
- Utility Projects, \$1,625,000
- Grant Projects, \$2,373,710

Equipment Replacement Fund - \$1,521,395

- Vehicles & Equipment, \$1,091,200
- Computers Hardware & Software, \$430,195

American Relief Fund Balance – \$3,836,274

- Reimburse Eligible Expenditures
- Allocate 50% to Gen. Projects Fund & 50% Utility Projects Fund

Grant Funds –

- Texas CDBG-MIT Harvey - \$2,138,710
- CDBG - \$235,000
- **TDEM** - \$4,500,000 for five generators at key facilities
- **TCEQ** - \$320,000 for garbage trucks ordered

PROJECT	FUND	GENERAL PROJECTS FUND	UTILITY PROJECTS FUND	HALF-CENT SALES TAX FUND	GRANT FUNDS	2023 GO BOND	2024 UTILIY BOND	TOTAL BUDGET
OSSI / Central Square Enterprise upgrade	131	510,000						\$ 510,000
Annual Sidewalk Repairs	131	200,000						200,000
Oak Drive Pedestrian Crossing	131	100,000						100,000
Fire Station No. 1 Repairs - Additional Funds	131	100,000						100,000
Air Conditioning Replacements	131	50,000						50,000
Police Station Space Needs Analysis	131	50,000						50,000
Repair of Service Center Canopy	131	50,000						50,000
Replace Fire Bunker Gear Annual	131	40,000						40,000
Sand Trap Filtration System Service Center	131	30,000						30,000
Scanning Permeant Records	131	25,000						25,000
Demo of Condemned Buildings	131	20,000						20,000
East Side Drainage - GLO MIT/MOD Harvey	131				2,138,710			2,138,710
Mulberry Ditch Improvements	131	250,000						250,000
Lift Station 14 Redesign	253		400,000					400,000
Spanish Oak Line Resize to 8"	253		300,000					300,000
SCADA System Master Plan	253		275,000					275,000
Lead and Copper EPA Mandate	253		175,000					175,000
Lift Station / WWTP Upgrades	253		150,000					150,000
Interim SSO Control Best Western Plus	253		130,000					130,000
Water Five Year Master Plan	253		125,000					125,000
Drive by Meter Modules	253		70,000					70,000
Girls Youth Softball Fencing	124			300,000				300,000
Civic Center Exterior Stucco / Paint	124			250,000				250,000
Golf Course Misc. Repairs	124			185,000				185,000
Downtown TDECU Parking Lot	124			100,000	235,000			335,000
Natorium Duct Sock Replacement	124			60,000				60,000
Dog Park LED Lights	124			60,000				60,000
Jasmine Hall Renovations	124			50,000				50,000
MacLean Park - Reestablish Drainage	124			45,000				45,000
Rec Center Locker Room Renovations	124			42,500				42,500
Asphalt: Sleepy Hollow, Balsam, Willenberg	-					2,900,000		2,900,000
Moss - Chestnut-Wisteria-Palm Design	-					12,100,000		12,100,000
Street Panel Replacement - 2nd Phase	-					1,500,000		1,500,000
Lift Station 1 Construction Supplement	-						TBD	-
TOTAL		\$ 1,425,000	\$ 1,625,000	\$ 1,092,500	\$ 2,373,710	\$ 16,500,000	\$ -	\$ 23,016,210

TDEM Grant Diesel
 Beechwood, Oak Dr Water Dist. Plants
 City Hall, Civic Center, Rec Center

GP Generators \$200,000
 10% Grant Match

UP Diesel Generator \$60,000
 10% Grant Match

OR

TDEM Natural Gas
 Beechwood, Oak Dr Water Dist. Plants
 City Hall, Civic Center, Rec Center

GP N. Gas Generator \$400,000
 10% Grant Match

UP N. Gas Generator \$100,000
 10% Grant Match

Proposed FY 2024 Budget Conclusion

Budget is Balanced

- Sales Revenue has leveled off
- Increase in Industrial District revenues due to tax abatements ending
- Property Tax Revenue Increase of \$100,000

Capital Projects

- Recommend next sale of Bonds totaling \$16.5M

Budgets continues to focus on maintaining service levels by investing in our employees and our infrastructure.

Continue to maintain one of the lowest tax rates in the state by staying under the 3.5% cap

Budget Workshop – Saturday, July 15th from 8:00am - 3:00pm

Thank You

All our dedicated Employees

Directors & Managers

James E. Bryson

Jose A. Sanchez

Milford John-Williams

Lora-Marie Benard