

Proposed FY 2023 General Fund Budget

Financial Status

- Current Tax rate – 0.3390
- Proposed Tax Rate – 0.3232

FY 2023 Budget Highlights

- **8.8% increase in operating revenues** as compared to FY 2022 budget.
- The budget is **balanced** without using any budgeted fund balance
- Lowered tax rate to **32.32** cents
- **Property tax revenues** are anticipated to **increase \$274,299**.
- **Sales tax revenues** are anticipated to **increase \$1,986,015**
- Industrial revenues are anticipated to **increase \$303,516**

General Information

- Position request:
 1. **Animal Control Manager, \$110,000**
 2. **Kennel Manager, \$72,000**
 3. **Humane Officer, \$72,000**
 4. **Upgrade Crossing Guards, \$50,500**
 5. **Upgrade PT Custodian, \$24,000**
- **Pay for performance and market increases, approximately \$744,200**
- Increase in Fuel, **\$231,000**
- Employee Insurance, **\$175,000**

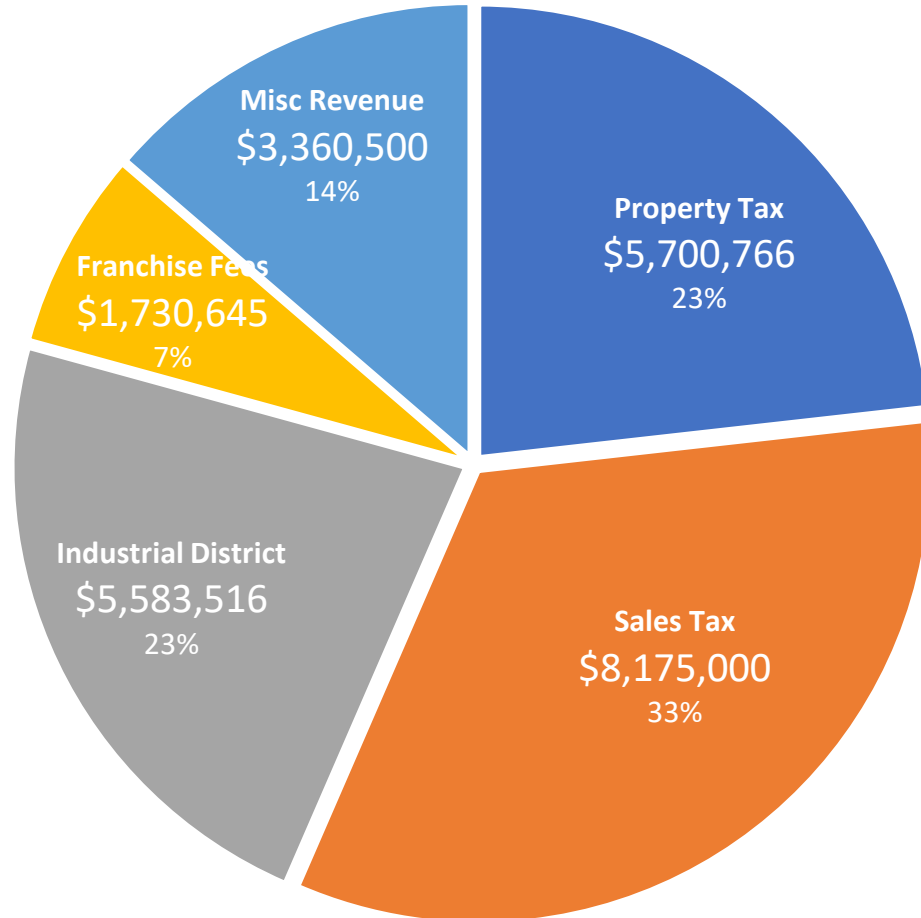
Total Adopted FY 2022 Budget	\$	22,564,412
------------------------------	----	------------

Proposed FY 2023 Budget	\$	24,550,427
-------------------------	----	------------

Difference	\$	1,986,015
------------	----	-----------

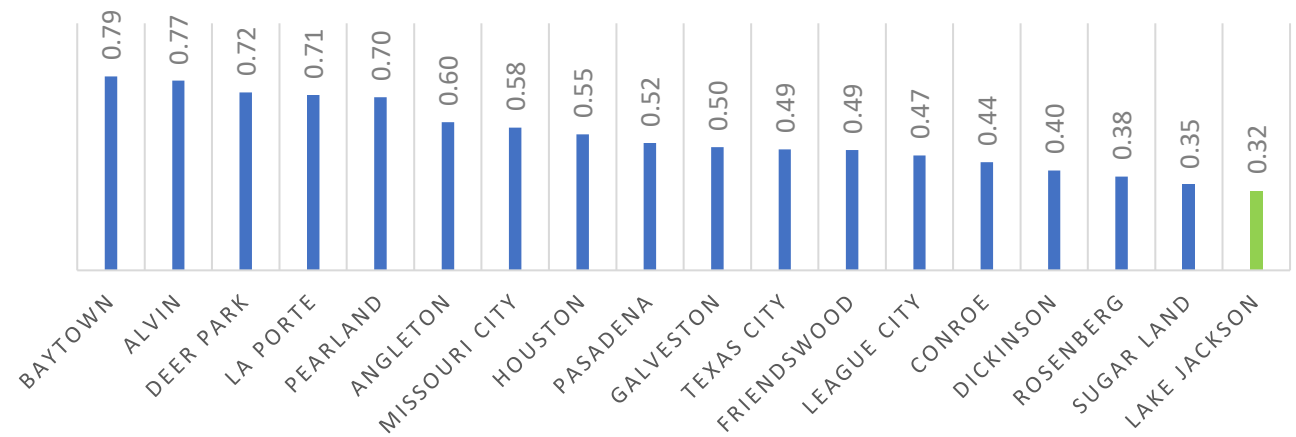
Percent of Change		8.8%
-------------------	--	------

General Fund Revenues - \$ 24,550,427



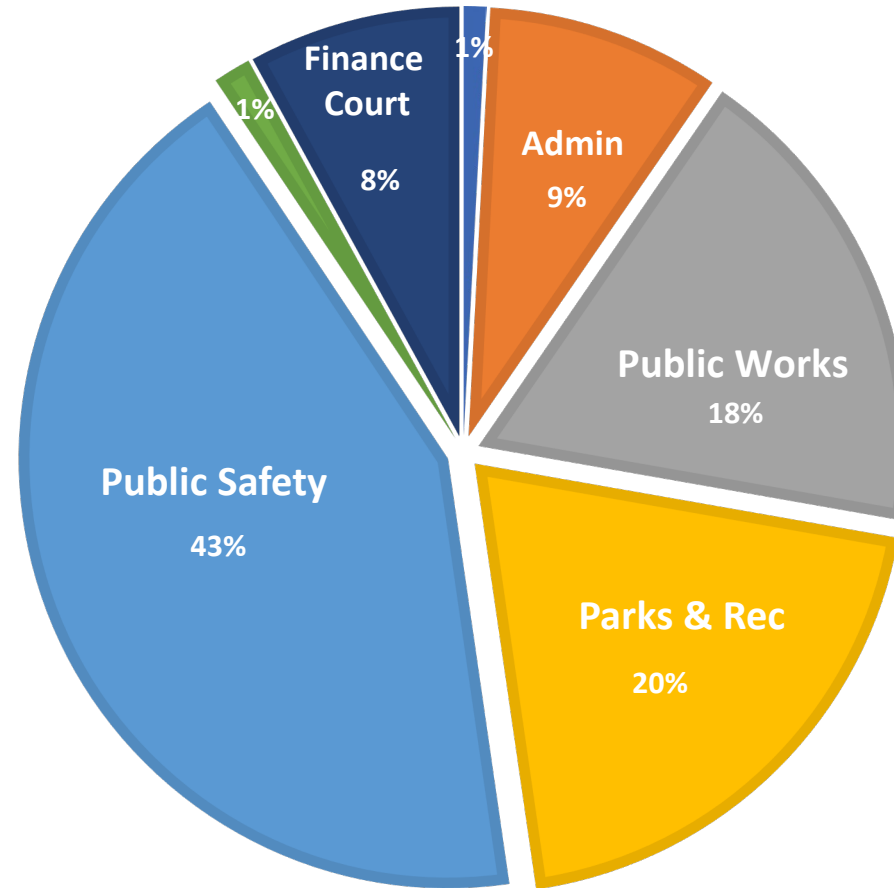
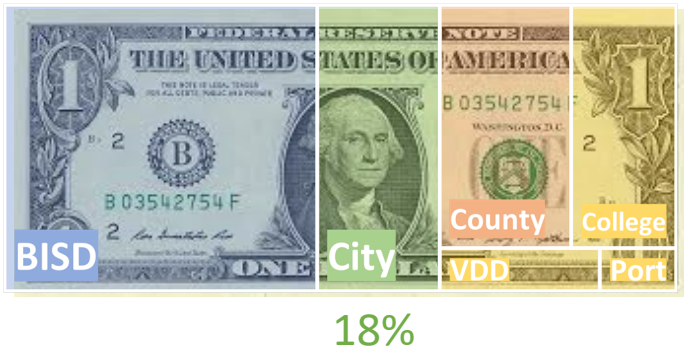
86th of 90 cities surveyed
< 20,000 pop.

REGIONAL TAX RATES



General Fund Expenditures \$ 24,550,427

Average Home - \$250,000



Proposed FY 2023 Utility Fund Budget

FY 2023 Budget Highlights

- **10.2% increase in operating expenditures** as compared to FY 2022 budget.
- Utility base rate **increase \$2** per month.
- Per gallon rate **increase** of **55¢** per 1,000 gallons.
- Residential garbage and recycling total rate **increase \$3** per month
- Commercial garbage rate **increase** of **11%**.

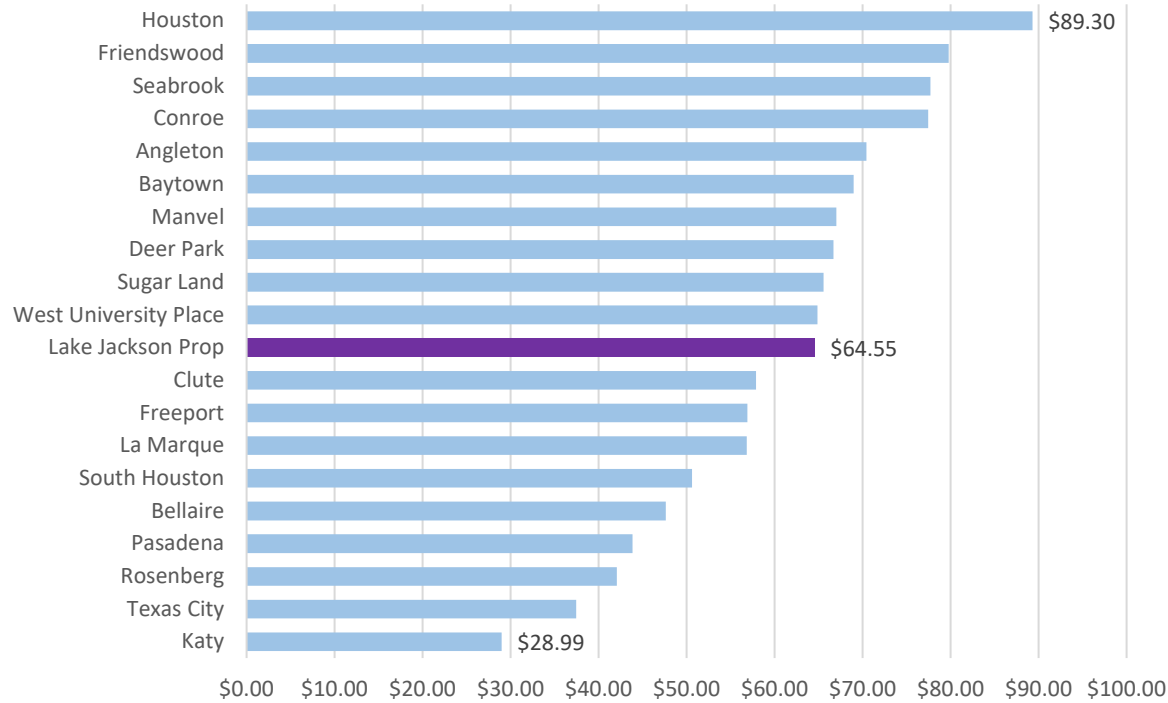
General Information

- BWA Increase, \$306,600
- **Pay for performance and market increases, approximately \$324,000**
- Increase in Chemicals, **\$185,000**
- Increase in Recycling, **\$163,800**
- Landfill Tipping Fees, **\$94,610**
- Electricity, **\$73,000**
- Fuel, **\$42,250**

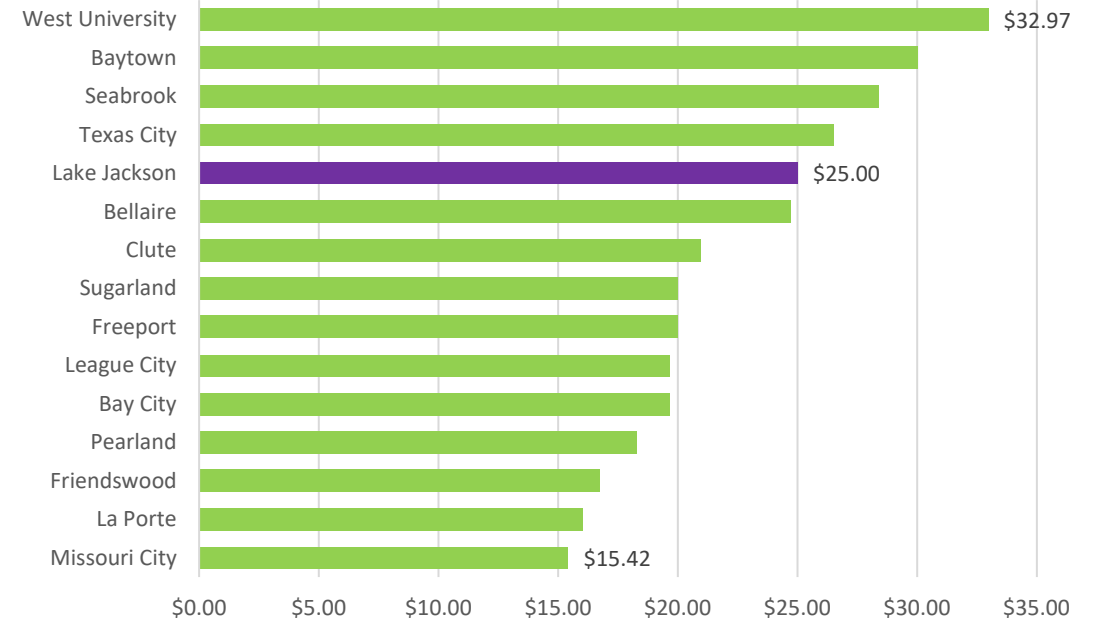
Total Adopted FY 2022 Budget	\$	15,124,805
Proposed FY 2023 Budget	\$	16,667,166
Difference	\$	1,542,361
Percent of Change		10.2%

Utility Rate Comparison

Water & Sewer 5,000 gal Monthly Cost



Household Garbage & Recycling Monthly Bill - 2 wk pickup



Proposed FY 2023 Other Funds

4B Half-Cent Sales Tax Projects - \$1,492,500

- Begin Playground and Restroom Improvements - **\$3.5M**

Capital Projects Fund - \$3,805,000

- 31 projects funded with cash savings
- Lift Station 1 & Force Main, estimated at **\$13,500,000**

Equipment Replacement Fund - \$2,186,200

American Relief 1st Tranche - \$1,593,908

- Fire Truck Tower 1 down payment, **\$900,000**
- Business façade grant, **\$200,000**
- Unassigned Balance, **\$493,908**

American Relief 2nd Tranche - \$3,372,366

Texas CDBG-MIT Harvey - \$2,138,700

Proposed FY 2023 Budget Conclusion

Budget is Balanced

- Sales Revenue has rebounded strongly
- Increase in Industrial District revenues
- Tax base continues to grow

American Relief Fund has provided additional funding for Capital Projects

- Long-term debt issuance savings

Budgets focus on maintaining service levels by investing in our employees and our infrastructure.

Continue to maintain one of the lowest tax rates in the state by staying under the 3.5% cap